

Cerberus™ FIT

Sounder beacon

FDS364-x, FDS366-xx



Sounder beacon for wall mounting for use in the automatically addressable C-NET

- Addressed (C-NET)
- Meets the requirements of the EN 54-3 standard
- Supply and communication via C-NET
- Max. 16 tones to choose from, 2 programmable events: 'Warning (ALERT)' and 'Evacuation (EVAC)'
- Sound levels up to max. 99 dBA
- Additional beacon on the FDS366-xx:
 - Meets the requirements of the EN 54-23 standard
 - Red or white LEDs with two adjustable luminous intensities

Note

- This device is functional exclusively together with a Cerberus FIT fire control panel FC360.
- Specialist electrical engineering knowledge is required for installation.
- Only an expert is permitted to carry out installation work.

Properties

- Devices and bases are available in two colors:
 - Red (~RAL 3000 flame red)
 - White (~RAL 9010, pure white)
- Integrated line separator
- The device automatically monitors its beacon and acoustic function.
- Tool-free connection to the detector line. Possible conductor cross-sections to 2.5 mm².
- Max. protection category achievable: IP65 for use with base deep FDB227-x and M20 x 1.5 metal cable gland with M20 x 1.5 counter nut.
- Synchronization of acoustic and beacon signals
- Protected electronics and high-quality components
- Eco-friendly
 - Environmentally friendly processing
 - Reusable materials
 - Electronic parts and synthetic materials can be easily separated

Use

- Public buildings
- Office buildings
- Hotels
- Schools and kindergartens

Intended use

The devices FDS364-x and FDS366-xx are intended to be used as alarm devices on a C-NET detector line in connection with a fire control panel FC360 ('Cerberus FIT' product line).

Functions

Functions shared by all devices

The devices provide an alarm in an addressed fire detection system FS360. They activate an acoustic signal in the event of a fire alarm. Each device has 16 tones ex-factory.

All devices have their own device addresses and can be configured independently of each other.

Sounder beacon

FDS366-RW, FDS366-WW, FDS366-RR, FDS366-WR

In the event of a fire alarm, the devices activate both an acoustic and an optical alarm signal (with the LEDs flashing). The devices are available with red or white flashing LEDs.

Type Overview

Type ¹	Designation	Order number	Weight [kg]
FDS364-R	Sounder	S54364-F101-A1	0.154
FDS364-W	Sounder	S54364-F102-A1	0.154
FDS366-RR	Sounder beacon	S54364-F105-A1	0.172
FDS366-RW	Sounder beacon	S54364-F106-A1	0.172
FDS366-WR	Sounder beacon	S54364-F107-A1	0.172
FDS366-WW	Sounder beacon	S54364-F108-A1	0.172

1	FDS36x-	R	W
			Color of the LED (R = red, W = white)
		Color of the housing (R = red, W = white)	

Accessories

Type	Designation	Order number	Weight [kg]
FDB226-R ¹	Base (wall mounting)	S54364-B1-A1	0.045
FDB226-W ²	Base (wall mounting)	S54364-B2-A1	0.045
FDB227-R ¹	Base deep (wall mounting)	S54364-B3-A1	0.073
FDB227-W ²	Base deep (wall mounting)	S54364-B4-A1	0.073
–	Metal cable gland M20 x 1.5	A5Q00004478	0.036
–	M20 x 1.5 metal counter nut	A5Q00004479	0.006
FDBZ291	Designation plate	A5Q00002621	0.002
LP720 ³	Detector locking device	S54319-F9-A1	0.001
DBZ1190-AA	Micro terminal 0.28...0.5 mm ²	BPZ:4677080001	0.001
DBZ1190-AB	Connection terminal 0.5...2.5 mm ²	BPZ:4942340001	0.001

¹ Color of base: red

² Color of base: white

³ For device with FDB226-x and device with FDB227-x

Product documentation

Document ID	Title
A6V10882301	List of compatibility (for 'FC360' product line)
A6V10450595	Operation Manual of FC360 Desktop Editor and FC360 Panel Configurator
A6V11712829	Technical manual for sounder beacon FDS364-x, FDS366-xx

Related documents such as the environmental declarations, CE declarations, etc., can be downloaded from the following Internet address:

<https://siemens.com/bt/download>

Mounting

The devices are mounted into a base (wall mounting) FDB226 or a base deep (wall mounting) FDB227.

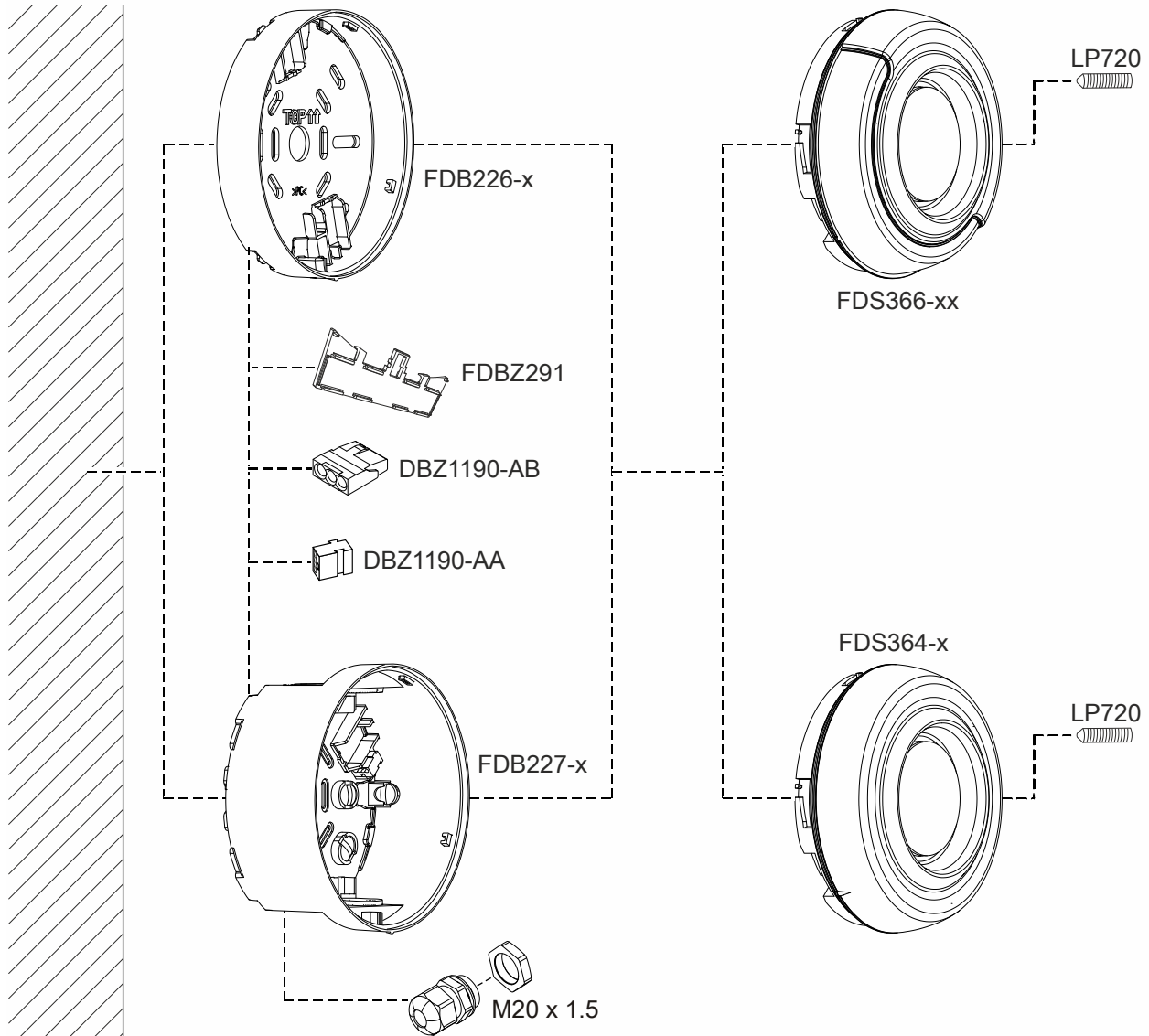
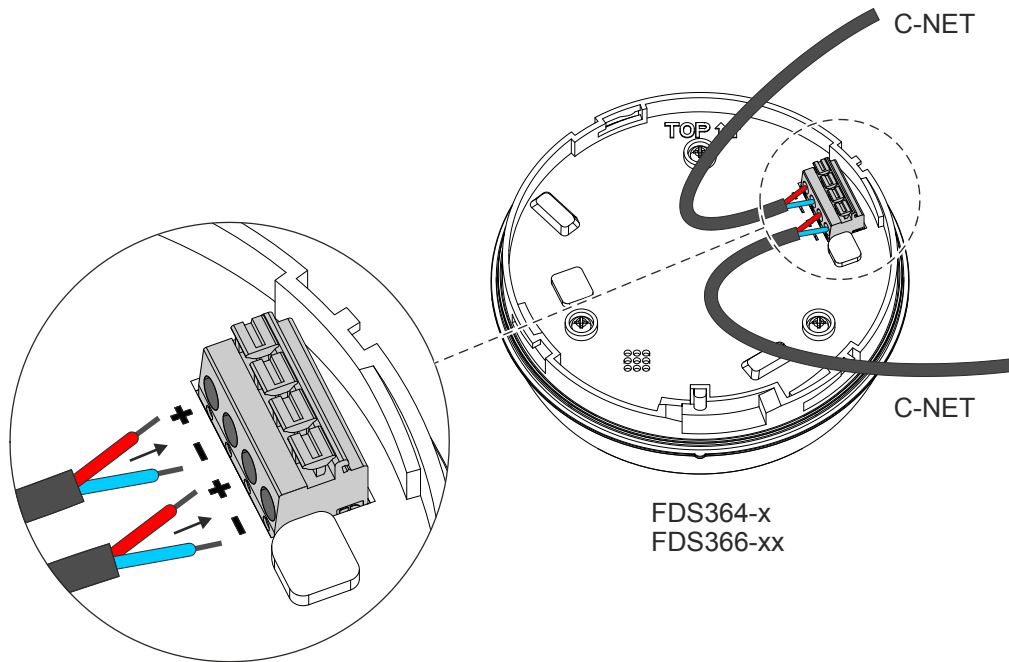


Fig. 1: Devices and accessories

Installation

Simple connection of the devices to the C-NET detector line:



Disposal



The device is considered an electronic device for disposal in accordance with the European Guidelines and may not be disposed of as domestic garbage.

- Dispose of the device through channels provided for this purpose.
- Comply with all local and currently applicable laws and regulations.

Technical data

Supply

Operating voltage		<ul style="list-style-type: none"> DC 12...33 V for FDS364-x DC 16...33 V for FDS366-xx
Operating current (quiescent)		<ul style="list-style-type: none"> 250 µA for FDS364-x 400 µA for FDS366-xx
• Tone activated ¹		Max. 4 mA (128 mW)
• Beacon activated ²	LED white	Medium (W-2.4-7.5): 13 mA (208 mW) Indicator: 3 mA (48 mW)
	LED red	Medium (W-2.4-7.5): 17 mA (272 mW) Indicator: 3 mA (48 mW)
• Beacon and tone activated ^{1 2}	LED white	Medium (W-2.4-7.5): 16 mA (296 mW) Indicator: 5 mA (160 mW)
	LED red	Medium (W-2.4-7.5): 20 mA (360 mW) Indicator: 5 mA (160 mW)

¹ Max. sound level for tone is taken into account

² Only with FDS366-xx

Functional data

Tones		<ul style="list-style-type: none"> 16 tones (including school bell) 2 alarm levels ('Warning' and 'Evacuation') 1 sound level (maximum)
Sound level (alarm sound level)		FDS364-x, FDS366-xx: 75...99 dBA
Luminous intensity ¹ (according to EN 54-23)	LED white	Medium (W-2.4-7.5) Indicator: 0.4...5 cd ²
	LED red	Medium (W-2.4-7.5) Indicator: 0.3...3 cd ²
Luminous intensity levels ¹		2 levels (medium/indicator)
Communication protocol		C-NET
C-NET system compatibility		FC360
Color		~RAL9010 pure white or ~RAL3000 flame red

¹ Only with FDS366-xx

² Does not comply with EN 54-23

Line connections

Conductor cross section	0.2...2.5 mm ²
-------------------------	---------------------------

Ambient conditions and protection category

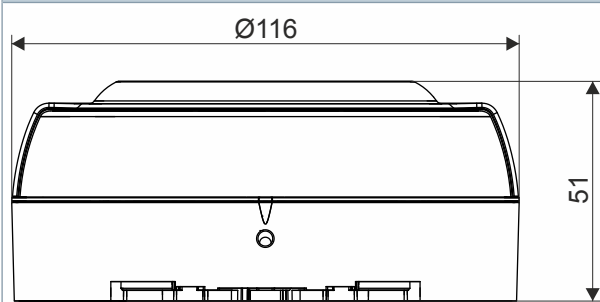
Protection category (IEC 60529):	
<ul style="list-style-type: none">With base FDB226-x:With base deep FDB227-x:	<ul style="list-style-type: none">IP33CIP65
Operating temperature	-25...+70 °C
Storage temperature	-30...+75 °C
Air humidity	≤95 % rel.

Standards, directives, and approvals

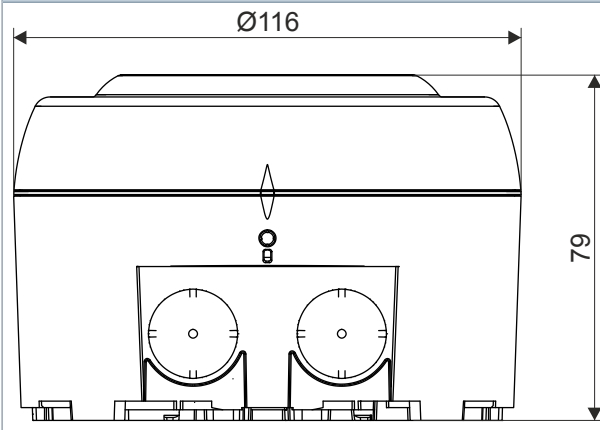
Standards	EN 54-3 type B, EN 54-17 EN 54-23, type B	
Approvals:		
<ul style="list-style-type: none">LPCB	FDS364-R, FDS364-W FDS366-RR, FDS366-WR FDS366-RW, FDS366-WW	531y/01 531z/01 531z/02

Dimensional drawings

Device with base (wall mounting) FDB226-x



Device with base deep (wall mounting) FDB227-x



Issued by
Siemens Switzerland Ltd
Smart Infrastructure
Global Headquarters
Theilerstrasse 1a
CH-6300 Zug
+41 58 724 2424
www.siemens.com/buildingtechnologies

© Siemens Switzerland Ltd, 2021
Technical specifications and availability subject to change without notice.

Document ID A6V11712831_de--_c
Edition 2021-01-25